

# Pennsylvania Striker



Dedicated to the preservation, sharing and expansion of the Artist-Blacksmith's skills

January 2025

**Next Meeting Date: Saturday, February 1**

## The Newcomer's - Mt Joy, PA

PABA members are heading back to the Newcomer's for our February meeting. Stan & Carolyn have plenty of room in the shop and garage to setup and enjoy the days events. The featured demonstrator for the day will be Derick Kemper.

Derick is skilled in a wide array of blacksmithing techniques. He does traditional hardware and architectural work as well as knives and farrier work. He also offers classes. You can see more on his site [www.damselflyforge.com](http://www.damselflyforge.com). He also happens to be a forged in fire champion (if you're interested in that sort of thing -S5 E32). I believe Derick will be demonstrating some farrier related items with the possibility of a few requests.

This should be a great meeting! The meeting will start around 9AM with the usual lunch break. **We're having a potluck lunch. Please bring an item to share if you are able.** They'll be hotdogs and Carolyn will make her chicken corn soup. In case of weather issues, please watch our website and Facebook pages for more information closer to the date or contact a board member the evening before.

### Iron Master of the Day Item:

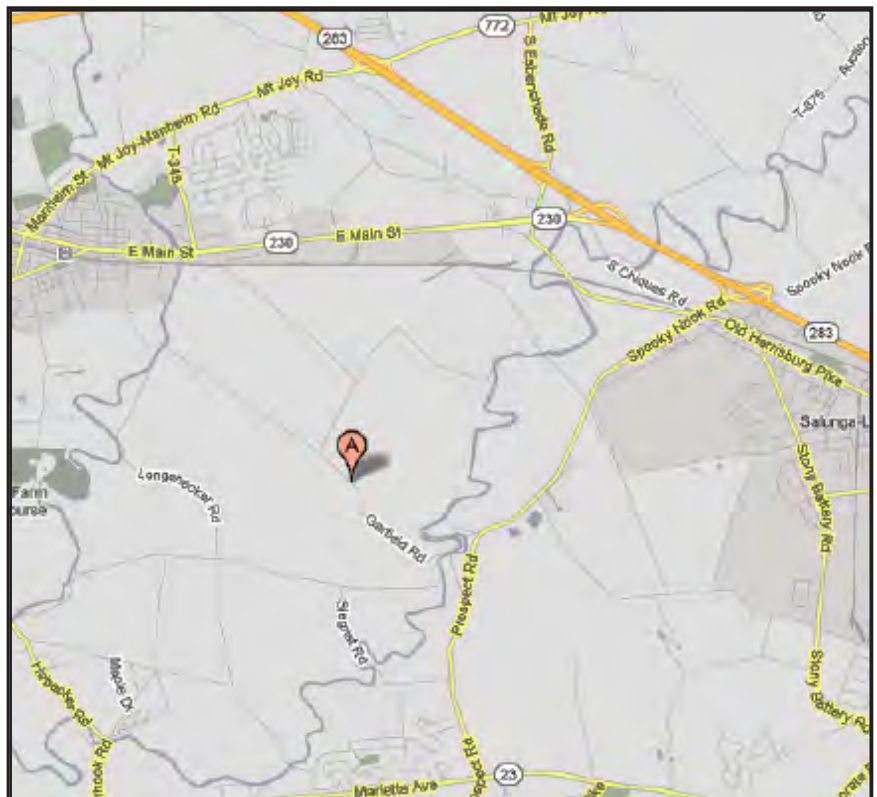
**Valentine's or Easter theme item**

*We had a good variety of items last year... Lets keep it going!*

*Iron in the Hat will be set up for your extra items as well.*

**Stan Newcomer - 717-653-4148**

1036 Garfield Rd, Mount Joy, PA 17552  
DIRECTIONS From Lancaster Area - Rt. 283 W - Take the exit toward Salunga - Turn left on Spooky Nook Rd - Continue onto Prospect Rd - Turn right at Garfield Rd, about 1 mile - From Harrisburg area - Rt 283 E toward Airport/Lancaster - Take the exit toward Salunga - Turn right on Spooky Nook Rd. - Continue onto Prospect Rd - Turn right at Garfield Rd, about 1 mile



## PABA Contacts

### President

Andrew Molinaro  
1023 Old Penfield Rd  
Clearfield, PA 16830  
570-476-7950  
andrew@artisansoftheanvil.com

### Vice President

William Smith  
45 Lisburn Rd  
Wellsville, PA 17365  
717-480-7686  
wsmithpa@aol.com

### Treasurer

Lenka Votrubova  
1023 Old Penfield Rd  
Clearfield, PA 16830

### Secretary

Rick Cooper  
579 E Avondale Rd  
West Grove, PA 19390  
828-380-9170  
rickcooper.nc@gmail.com

### Board Member

Brad Gray  
661 Gray Farm Ln  
Selinsgrove, PA 17870  
570-743-3905  
bgray21@earthlink.net

### Board Member

Paul Huf  
139 Galloping Hill Rd  
Lincoln University, PA 19352  
240-405-8534  
southpawforge@hotmail.com

### Board Member

Steve Ziga  
3035 Meyers Court  
Perkasie, PA 18944  
215-859-2939  
steveziga@comcast.net

### Newsletter Editor

Keith Eckman  
1370 New Danville Pk  
Lancaster, PA 17603  
717-291-0214  
keckman1370@comcast.net

- The Pennsylvania Striker is published bimonthly by the Pennsylvania Artist Blacksmith Association, Inc. (PABA), an affiliate of the Artist Blacksmith Association of North America (ABANA). Unless otherwise noted all text content is by the editor and all artwork is by Mark Smith.

Membership is open to anyone interested in blacksmithing. Dues are \$25 per calendar year. Contact a board member for an application.

- PABA makes every effort to ensure the accuracy of the information contained herein but assumes no liability in case of error or changing conditions. Any business relations or other activities undertaken as a result of information contained herein or arising therefore are the responsibility of the parties involved and not the Pennsylvania Artist- Blacksmith's Association, Inc.

## Committee Leaders

**Iron in the Hat Chairperson** - Gary Rhoads

*HELPER NEEDED*

**Equipment & Maintenance** - *NEEDED*

**Publication Contact** - Keith Eckman

**Safety Equipment** - Herb Moyer

**ABANA Affiliate Contact** - Doug Learn

**Library** - John Kauffman & Martin Reynolds

**Event Hosting** - Paul Huf

**Facebook Monitor** - Luke Shultz

***PABA is in need of several positions.  
Please let one of the board know if  
you are interested in helping.***

## -- President's Message --

Chilly weather outside is a good reason to get that forge lit and swing that hammer. It was 41 degrees in my shop today and I wanted nothing more than to keep moving. So why then do I get so much less done in the month of January? Maybe it's all that holiday food slowing me down....

As for lit fires and forging, we have a yearly hammer in at Stan's shop coming up in Feb. Derick Kemper will be coming back to demonstrate for us. His last demo for PABA was at Stan's and received great reviews from the membership. When he offered to revisit, we jumped on the offer. I am looking forward to see what techniques he will share this year.

On the subject, the board has approved a budget for demonstrators. While we paid for demonstrators in the past it was voted on each time as a special consideration. We have approved a yearly budget now which streamlines the approval process. What that means to you is if you have a particular person you would like to see, let the board know. Another change will be our return to Rough and Tumble this year in June. It's been a while and we look forward to that new, for some, experience.

Finally, we welcome Steve Ziga to the board. It is always a positive thing to get new ideas and direction to mix with experience and consistency. I am happy to have Steve along to help us better the group.

So get to your forge and make that valentines item for IMOTD, grab some stuff to throw in IITH, and lets all get together at Stan's and have a great time.

*Andrew Molinaro*

# PABA CALENDAR 2025

*Check back for more info & any changes.*

**April 26** - GoggleWorks Iron Fest, Reading, PA  
-- **LATE START - MORE INFO TO COME--**  
**Iron Master of the Day Item:**  
**Artistic Piece to show off**

**June 14**- Rough & Tumble - Kinzers, PA  
**Iron Master of the Day Item:**  
**A Bell**

**August 2** - Dry Road Farm, Wernersville, PA  
**Iron Master of the Day Item:**  
**Metal Toy**

**October 11**- Williams Grove, Mechanicsburg, PA  
**Iron Master of the Day Item:**  
**A Flower**

**December 13** - Gallery, Paradise, PA  
**Iron Master of the Day Item:**  
**Holiday Item**

**2nd annual Selmer Ironworks Hammer-In**  
**Saturday, February 15, 2025**  
**9:00 AM 10:00 AM**  
**5823 Conover Rd Taneytown, MD 21787**

This year's demonstrator is Fred Crist. Forging demonstrations, tailgating sales, raffle! Donate a forged critter to the raffle. Item donations offset the event costs.

This event is free to the public. Bring a handmade item for Iron In the Hat. Item donations offset the cost of the event. Know someone interested in blacksmithing, but they've never made anything to donate? Bring them along and buy some extra tickets. Items do not have to be forged ironwork. Share your art with the community.

More details at [www.SelmerIronworks.com](http://www.SelmerIronworks.com)

.....

## **BLACKSMITHS' GUILD OF THE POTOMAC** **Spring Fling - April 12-13th, 2025!**

An invitation to Members & Friends of the Blacksmiths' Guild of the Potomac to attend our annual Spring Fling

Frederick County Fairgrounds  
155 Fairgrounds Road  
Clear Brook, VA 22624

Saturday 9 AM - 6 PM & Sunday 9 AM - 12 PM

Demonstrations, Open Forge, and Tailgating

For more info and to register -

<https://bgop.org/bgop-spring-fling/>

# UPCOMING EVENTS

## **35th Blacksmith Days May 17 & 18, 2025** **at the Carroll County Farm Museum**

500 South Center St Westminster, MD, 21157  
One of this year's demonstrators is Ted Banning. He will demonstrate making a planishing hammer and then use the hammer to make a bowl. We are working out the second demonstrator now, check back soon. Our forging contest will be a sculpture incorporating a Human Form. Activities include contests, tailgating, Iron-in-the-hat drawings, Forging Contests, Live Auction and more! More info and registration at:

<https://www.bgcmonline.org/bsd2025-1>

.....

## **The 5th Cambria Iron Conference & Iron Street Invitational** **at The Center for Metal Arts,** **106 Iron Street, Johnstown, PA.** **September 20, 2025**

This year's featured artist will be Jake James, who was the inaugural featured artist. Jake, the students for the Octagon Collaborative Sculpture Workshop and the Octagon Support Team will use the 3000# Chambersburg and/or the 4000# Niles Bement hammers in making the sculptural elements of this years design. I have attended the previous four conferences and the skill of the Octagon Team and the equipment use has improved each year, making this a unique experience for not only the participants but also the attendees.

In addition, the second Iron Street Invitational will be held in the CMA classroom during the Octagon work. Teams of two smiths will be provided a piece of material, access to a coal forge, class tooling and an anvil to create a piece from the same piece of starting stock. The pieces will then be judged on categories such as craft quality, attention to detail, creativity, and more.

There will be an opening reception on 19 September for the from Core to Surface juried art exhibition that runs in conjunction with the Cambria Iron Conference.

Please follow CMA at [centerformetalarts.org](http://centerformetalarts.org), @centerformetalarts and 814.418.0419 for information on registration.

<https://centerformetalarts.org/events/conference/>



# PABA Gallery

In December, PABA held its annual gallery meeting and potluck luncheon. It was a well attended meeting with lots of great food and interesting things to see and talk about.

We had a guest speaker, David Goldberg, a master Japanese sword smith as well as a jewelry maker and artist. He brought a collection of swords for the group to see and talked about how he makes them. He answered questions about his processes and the various parts of the swords and their history and tradition. I could spend a page or two going over what was discussed but I would probably get most of the spelling wrong. Hopefully we'll see more of him at future meetings.

At every gallery meeting PABA takes care of important business during the membership meeting. This year Doug Learn presented the revised bylaws and they were approved. We also had elections for the President, Secretary and two Board members. Andrew, Rick and Paul offered to stay on in their positions. We had two members that offered to take the vacant board spot, John Bangor and Steve Ziga. Steve Ziga will be our new board member, if you see him


at an upcoming meeting, make sure to thank him for his help.

Other important announcements included the upcoming locations and dates for our meetings. The list is in this newsletter and we have some new places and old favorites. Please make a note that the Goggleworks is a late start. There will be more information in the next *Striker*.


Lenka gave a treasurers report to the group. We have approximately \$26k in funds. Which may sound good, however, it is down from the previous year. The membership fees cover the newsletter; any additional funds come from Iron in the Hat or raffles. This past year our IITH income was down. This is should give members something to think about as we still have general expenses related to meetings and are actively looking to get well known demonstrators for future meetings.

PABA had a raffle and our Grant drawing at the meeting as well. Randy Barlip was the anvil winner. He was on a hot streak for early Christmas presents. Randy and his son Rowen, were also the winners of the two \$250 grants to pursue a blacksmith related class. We're looking forward to finding out what they chose and then sharing with the group.

Our kitchen helps deserve a big thank you for taking care of all the wonderful food that was brought. The February meeting is also a pot luck so don't be shy!









Larry long's miniature tools and match stick chicken crate.

Tree and ornaments by Stan Newcomer



We had a lot of great items at the meeting. Thanks to everyone for sharing what they create with the group!




Log holder by Andrew Molinaro




Mixed metal and hollow forms from Curtis Bohn



Steve Staurowsky



Iron Master holiday items



Will Smith showing off his Iron Master of the Day steel and copper hat.



Photo by Paul Huf





## Left or Right Handed Tongs

One of the tools made during the class that I took with Anna Koplik at the Center for Metal Arts this past October was a pair of pick up type tongs that were then used to forge the hammer that was the other part of the class. During the discussion about putting together and fitting the tongs Anna brought up the topic of left or right-handed tongs. Since I was the only left handed student (again) in the class, it piqued my interest and whether it would make a difference in the use of tongs.

The basis of handed tongs is the rein held by your thumb is the top rein, supposedly providing better control during forging. If the reins are off set and parallel in the hand, handedness does not apply. I put my tongs together as left handed (held in the right hand, rein up at my thumb) and this arrangement seemed to provide better control. When I returned home, I looked through all my user tongs and others, and all were right handed, as are all the tongs in the CMA shop. While the handedness of the tongs has little effect on their functionality for me, I will pay attention to this when making my own, especially light tongs that are used for more finesse forgings where thumb control is useful.

*Doug Learn*



---

## Happy 97th Birthday Bill Pursel!



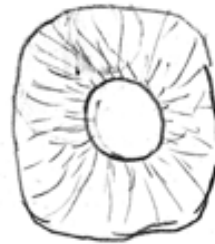
Bill has been around PABA for as long as most people can remember. I first met him when he was a strapping young man in his early 70's. Unfortunately, he's not able to attend meetings like he once did, but we're always grateful for all the ways he's been active in our group. Even being the *Striker* editor for as long as I have, I've lost count of how many shop tips and project drawings he's found to share. He was always bringing items for Iron in the Hat and had a display table full of tools and ideas. I've included two of his projects that he shared over the years. Hope you all enjoy and CHEERS! to Bill.

# LION HEAD ON END OF 1" SQ. BAR

## TOOLS YOU NEED

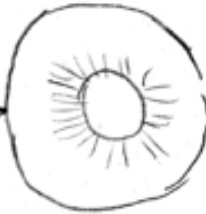
- LARGE BALL PIER HAMMER
- SMALL BALL PIER HAMMER
- CENTER PUNCH
- STRAIT COLD CHISEL
- CURVED " "
- EYE PUNCH
- EAR PUNCH
- SHARP WELDERS CHIPPING HAMMER

UPSET END USING A LARGE BALL PIER HAMMER, LEAVING 1/2" IN CENTER UNTOUCHED AS YOU CONTINUE UPSETTING GO TO SMALL BALL PIER, USING LARGE HAMMER TO HELP PROGRESSION BY HAMMERING ON SMALL HAMMER




1

AFTER YOU HAVE MANE SPREAD TO ABOUT 1 1/2" IN DIA. TAKE GRINDER + SHAPE TO WHAT YOU WANT



NOW GET IT HOT + PUNCH IN EARS. ROUND SHAPE PUNCH 3/16" RADIUS



GET IT HOT AGAIN + PUNCH IN EYE'S USING 1/8" EYE PUNCH



ALSO CENTER PUNCH NOSE + CHISEL MOUTH

2

NOW GRIND YOUR SELF A 3/8" RADIUS CURVE CHISEL



USE THIS TO PUT IN HAIR LINES AROUND HEAD



USING A SHARP WELDING CHIPPING HAMMER DO THIS TO OUTER EDGES

AND ON NOSE

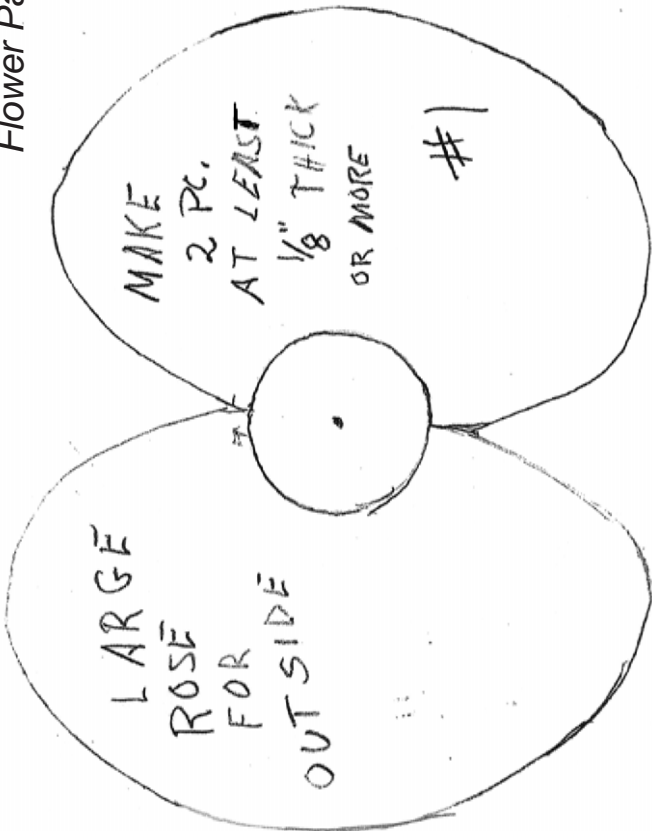
HEAT UP AGAIN AND BEND LOWER MANE BACK TO SHAPE YOU LIKE




3

WIRE BRUSH + DONE HAVE FUN

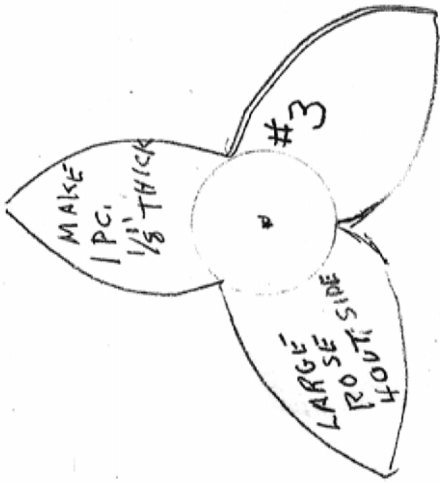
Flower Pattern - Bill Pursel



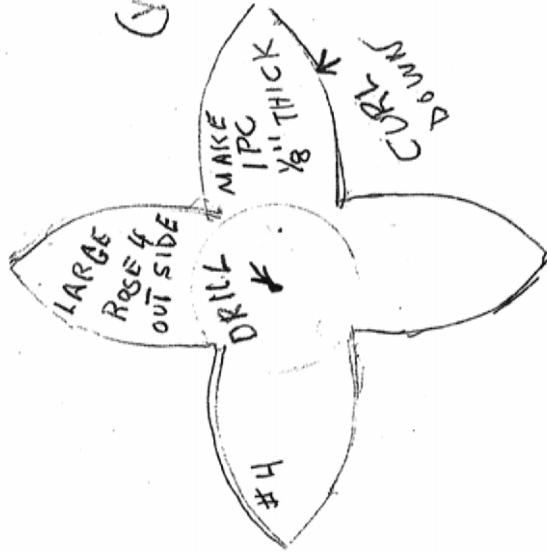
#1 SHAPE



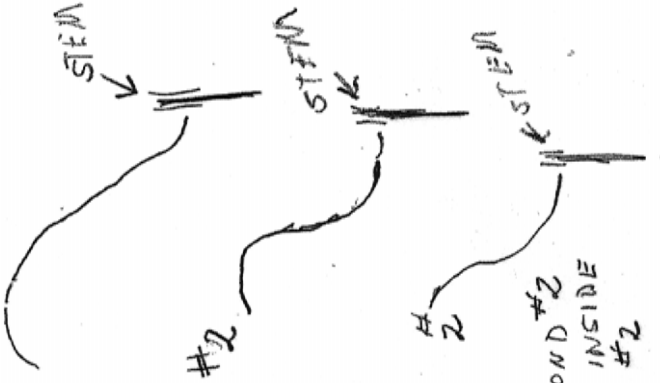
SECOND #2 FITS INSIDE 1st. #2



#3



#4



#3 DISH INTO SHAPE THE WAY BARRELL & TAP DO NOT CLOSE ALL TAP TILL YOU DRILL TILL YOU SIZE STEM

#3 SHAPE

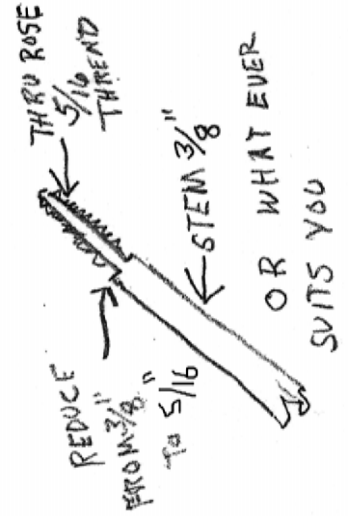


DRILL & TAP THIS HOLDS ALL PETALES TOGETHER (YOU CAN WELD OR RIVET)

#4 SHAPE



STEM



OR WHAT EVER SUITS YOU



# Historic Blacksmith Conservancy (HBC)

I received this information from one of our members, Mark Scott. He is also a Board member of the Historic Blacksmith Conservancy (HBC), a 501 c(3) organization started two years ago by a former ABANA President and other former ABANA Board members. More information at - [historicblacksmithconservancy.org](http://historicblacksmithconservancy.org) -

"The mission of the HBC is to promote excellence in traditional blacksmithing in the United States. The Conservancy is a repository for works, materials, and tooling of present and past masters. From these historic examples we derive educational programming aimed at blacksmiths, metalworkers, architects, designers, the building trades, and the general public. Our goal is to promote the appreciation of design and craftsmanship, while training the next generation of smiths to build on our inherited legacy.

At the Yellin shop's closing in 1993 George Dixon was the head blacksmith. Dixon, an accomplished smith and historian by training, was deeply invested in the significance of the shop and its output. Beyond those items listed above, the volume of documents, drawings, pictures, tools, and samples was overwhelming. Dixon arranged with the Yellin family to become a custodian of large portions of the shop's important decorative tooling, photographs, and drawings. A further provision required Dixon to keep the materials together and to find a repository of this portion of the collection in his lifetime. In 2023, the Historic Blacksmith Conservancy negotiated an agreement for the purchase of the Yellin Tool Collection in order to eventually establish a learning center with the collection at its heart—a goal shared by Samuel Yellin.

On September 27th, 2024, George Dixon tragically perished in flooding related to Hurricane Helene that ravaged the region. His home was catastrophically destroyed, and his shop was severely damaged. Acutely

impacted by the disaster, his family sprang into action and salvaged nearly all of the important tools, drawings, and documents in George's possession at the time of his death.

The Historic Blacksmith Conservancy has renewed the purchase agreement with the Dixon family. We are confident in our ability to secure the collection for the posterity of our profession and our ability to eventually put it to use in the education of American Blacksmiths. We need your help. The cost of purchasing, transporting, and storing the collection is \$250,000. The Dixon family is reeling from the loss of George, and in desperate need of funds to rebuild their lives. We can provide relief through the purchase of the Yellin Tool Collection. We have a limited time window to make the purchase before the family might consider other means of monetizing the collection. Only as a community can we secure the Yellin Tool Collection. We invite you to contribute to this important and meaningful effort."

*The Board of Directors of the Historic Blacksmith Conservancy*

Please look at their info and contribute if you are willing and able.

[historicblacksmithconservancy.org](http://historicblacksmithconservancy.org)

*"I love iron; it is the stuff of which the frame of the earth is made. And you can make it anything you will. It eloquently responds to the hand, at the bidding of the imagination. When I go to rest at night, I can hardly sleep because my mind is aswarm with visions of all the gates and grilles and locks and keys I want to do. I verily believe I shall take my hammer with me when I go, and at the gate of Heaven, if I am denied admission, I shall fashion my own key."*

*Samuel Yellin*

1885 - 1940

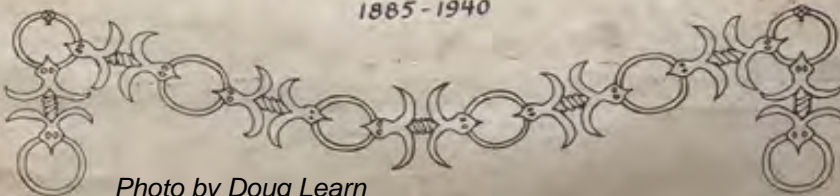


Photo by Doug Learn

## Member Offered Blacksmithing Classes

**Allen Schaeffer • Furnace Creek Forge • Beginner Blacksmithing Classes** • Learn the basics one on one  
484.651.9402 • [www.FurnaceCreekForge.com](http://www.FurnaceCreekForge.com)

**Dave Fisher • Blacksmith Classes** • Fisher Forge • 572 Saint Michaels Rd. Hamburg, PA 19526  
610-504-8060 • [fforge@early.com](mailto:fforge@early.com) - **Classes w/Dave Fisher through the Hamburg Area Arts Alliance**  
610-562-3106 [hamburgarts@verizon.net](mailto:hamburgarts@verizon.net) - \$190 (4 classes)

**Derick Kemper • Damsely Forge** • Phone - 410-937-4244 • Email - [Damselyforge@gmail.com](mailto:Damselyforge@gmail.com)  
<https://www.damselyforge.com/blacksmith-classes>

**Drunken Smithy • Blacksmithing Classes • 61 W Front Street, Suite C • Palmyra, PA 17078**  
**(717) 833-4105 • [forge@drunkensmithy.com](mailto:forge@drunkensmithy.com)**

**Martha Moore Westbrook • Jewelry & Metalsmithing Classes** • [caersidi@earthlink.net](mailto:caersidi@earthlink.net) • 610-730-6216  
*Goggleworks Center for the Arts, Reading PA: [www.goggleworks.org](http://www.goggleworks.org)*  
*The Baum School of Art, Allentown, PA: [www.baumschool.org](http://www.baumschool.org)*

## Regional Blacksmithing Classes

**Adirondack Folk School** - [www.adirondackfolkschool.org](http://www.adirondackfolkschool.org) • P.O. Box 2 • Lake Luzerne • NY 12846 • 518-696-2400

**Appalachian Center for Craft** - 1560 Craft Center Drive • Smithville, TN 37166 • 931-372-3051 or 615-597-6801  
[www.tntech.edu/craftcenter/workshops/](http://www.tntech.edu/craftcenter/workshops/)

**Augusta Heritage Center** - [augustaartsandculture.org](http://augustaartsandculture.org) • 100 Campus Drive • Elkins, WV 26241 • 304-637-1287

**Blacksmith Guild of Central Maryland - Carroll County Farm Museum** • Westminster, MD • 410-386-3881 or Karen -  
[ksjones@carrollcountymd.gov](mailto:ksjones@carrollcountymd.gov) • <https://www.bgcmonline.org/classes>

**Bryn Athyn College** - [www.brynathyn.edu/departments/building-arts](http://www.brynathyn.edu/departments/building-arts) • 2945 College Drive • Bryn Athyn, PA 19009  
267-502-6000 • [jkline@brynathyn.edu](mailto:jkline@brynathyn.edu)

**Cedar Lakes** - <http://www.cedarlakes.com/craft-workshops/> • HC 88, Box 21 • Ripley, WV 25271 • 304-372-7873

**Center for Metal Arts** - [www.centerformetalarts.com](http://www.centerformetalarts.com) • 106 Iron St • Johnstown, PA 15906 • 814.418.0409

**Clifton Forge School of the Arts** - [www.cfsota.org](http://www.cfsota.org) • 518 Church Street • Clifton Forge, VA 24422 • 540-862-7275

**Floyd Center for the Arts** - [www.floydartcenter.org](http://www.floydartcenter.org) • 220 Parkway Lane, South • Floyd, VA. 24091 • 540-745-2784

**John C. Campbell Folk School** - [www.folkschool.org](http://www.folkschool.org) • 1 Folk School Rd • Brasstown, North Carolina 28902  
1.800.FOLK.SCH (365.5724)

**Ms Caitlin's School** - 26 West All Saints St. - Frederick, MD 21701 - [www.mscaitlinsschool.com](http://www.mscaitlinsschool.com)  
301-246-2248 - to schedule an appointment - [Info@mscaitlinsschool.com](mailto:Info@mscaitlinsschool.com)

**National Ornamental Metal Museum** - [www.metalmuseum.org](http://www.metalmuseum.org) • 374 Metal Museum Drive • Memphis, TN 38106  
901-774-6380 or 1-877-881-2326 • [info@metalmuseum.org](mailto:info@metalmuseum.org)

**New England School of Metalwork** - [www.newenglandschoolofmetalwork.com](http://www.newenglandschoolofmetalwork.com) • 7 Albiston Way • Auburn, Maine 04210  
207-777-6211 Toll Free 888-753-7502 • [dglaser@newenglandschoolofmetalwork.com](mailto:dglaser@newenglandschoolofmetalwork.com)

**Peters Valley Craft Center** - [www.petersvalley.org](http://www.petersvalley.org) • 19 Kuhn Road • Layton, NJ 07851 • 973-948-5200

**Randy McDaniel, Classes**, author of "A Blacksmithing Primer" • 1044 Spielman Road, Berkeley Springs, WV 25411  
[rams4g@msn.com](mailto:rams4g@msn.com) - [www.blacksmithschoolwv.com](http://www.blacksmithschoolwv.com)

**Rochester ARC + Flame Center** - [www.rocafc.com](http://www.rocafc.com) • 125 Fed Ex Way • Rochester, NY 14624 • 585-349-7110

**Touchstone Center for Crafts** - 1049 Wharton Furnace Rd • Farmington, PA 15437 • 724-329-1370 or 800-721-0177  
[www.touchstonecrafts.org/workshops](http://www.touchstonecrafts.org/workshops) • [info@touchstonecrafts.org](mailto:info@touchstonecrafts.org) **50th Year Special Events!**

**Virginia Institute of Blacksmithing** - 200 West Twelfth St. • Waynesboro, VA 22980 • 434-960-9718 • [www.vablacksmithing.org](http://www.vablacksmithing.org)



## CLASSIFIEDS

**For Sale:** Reynolds (Providence, RI) Number 2 Fly Press. Height from table: 34 inches. Width of arm: 36 inches. Height of table to table lip (table is recessed 1"): 32 inches. Table dimensions: 20" x 27". Footprint: 25" x 28". Throat distance: 6". Accepts a 7/8" diameter round in the ram tool holder. No tools. \$1500. Please contact me for photos and further information. Doug Learn 215.285.5280 douglearn121@gmail.com.

**Eggerling Damascus** - Specializing in Mosaic Blade & Bolster Material  
Robert Eggerling 610-682-6836 - [www.eggerlingdamascus.com](http://www.eggerlingdamascus.com)

**Andrew Reist - Oak Lawn Blacksmith Shop** - Lancaster, Pennsylvania  
717-925-9310 - [oaklawnblacksmith@gmail.com](mailto:oaklawnblacksmith@gmail.com) - Anvils, Swage blocks and other Blacksmith tools.  
<https://www.etsy.com/shop/OakLawnBlacksmithUS> or <https://www.facebook.com/OakLawnBlacksmith/>

## SUPPLIERS

**Reese's Coal**- Blacksmithing Coal - 53 Church Road - Quarryville, PA 17566 - 717-786-3375 (please call for hours)

**Elligson Trucking** - Freeland, MD 21053 - Blacksmithing coal - 410-357-5720 - <https://elligsontrucking.com/index.html>

**Martin's Ag Service** - Blacksmith Coal - 717.354.4996 - 338 Grist Mill Rd, New Holland, Pa -

**Coopersburg Bagging** - 551 Springfield Street, Coopersburg, PA - 610.282.2376. Normally sells coal by the ton, but sometimes has less than ton lots in 50# bags.

**Fisher Coal Co.** - English Center, PA - 570-337-5764 - Blacksmith coal sales

**Mellinger Elvin E. & Sons** - Blacksmith Coal - 117 Long Lane, Lancaster, PA 17603 - 717-464-3822

**Reifsniders Ag Center** - 7180 Bernville Rd Bernville, PA - 610-488-0667 - Blacksmithing coal

**Weaverland Valley Coal** - 170 Ranks Church Rd, New Holland, PA 17557 - 717-4454488

**Blacksmithing Books** - Blue Moon Press - Blue Moon Rd, Huntingdon, PA 16652 - 866-627-6922 - [www.bluemoonpress.org](http://www.bluemoonpress.org)

**Metalworking Books** - The Astragal Press - 5 Cold Hill Road - Mendham, NJ 07945 - 973-543-3045 - [www.AstragalPress.com](http://www.AstragalPress.com)

**HOLLAND ANVIL** - [www.hollandanvil.com](http://www.hollandanvil.com) - Anvils, Swage Blocks, and Blacksmith Supplies

**Kayne & Son Custom Hardware, Inc. - Blacksmiths Depot** - 100 Daniel Ridge Rd. Candler NC 28715 - (828) 667-8868 - [www.blacksmithsdepot.com](http://www.blacksmithsdepot.com)

**GTS Gas** - Gas & Welding Supplies - [gtsgas.com](http://gtsgas.com)- locations all over PA and the country - 1-800-942-1148

**KEEN Compressed Gas Co.** - Welding supplies & equipment. - Wilmington, DE - 800-533-6427 - [www.keengas.com](http://www.keengas.com)

**SAHD Metal Recycling & Sales** - [www.recycleyourmetal.com](http://www.recycleyourmetal.com)  
1045 Lancaster Avenue, Columbia, PA 17512 - 717-684-8506 - [dan@recycleyourmetal.com](mailto:dan@recycleyourmetal.com)

**Steel and Metal Liquidators LLC**, - [www.shopmetal.com](http://www.shopmetal.com) - 407 Old Airport Rd. - New Castle, DE 19720 - 302-322-9960 & 1584 Bunting Street - Pottsville, PA 17901- 570-391-0141

**Rivets** - Various sizes and metals, also screws and other fasteners. R. J. Leahy Company, 1475 Yosemite Avenue, San Francisco, CA 94124 - [www.rjleahy.com](http://www.rjleahy.com) • Phone 1-800-514-4106

**Larry Zoeller** - Forge building info and Supplies. Phone: 502 439-0812 - Zoeller Forge, 7509 Geswein Rd., Lanesville, IN 47136 [zman59@earthlink.net](mailto:zman59@earthlink.net) - <http://zoellerforge.com>

**Custom Forge Aprons** - [FORGE-APRONS.com](http://FORGE-APRONS.com) - (575) 313-4650 - 1373 S. Powell Dr., Kanab, UT 84741

**Page Belting Company** - 104 High Street - Boscawen, NH 03303 - [www.pagebelting.com](http://www.pagebelting.com) - leather belting and gaskets

**Brown Engineering Co.** - 2135 North 13th Street, Reading, PA 19604 - [brownengco.com](http://brownengco.com) - 610-929-0909 - Distributer of mechanical parts, lubricants and supplies.

**Cattail Foundry** - 167 W. Cattail Road Gordonville, PA 17529 - Amish owned metal foundry. Produces castings from nearly any pattern or part you supply.

**PENNSYLVANIA**



1370 New Danville Pike  
Lancaster, PA 17603

## *Don't forget your 2025 Dues!*

*Note: PABA Membership is good for the household you don't need one for each person.*

*Thanks to the following for  
their contribution or assistance  
to the Striker.*

Andrew Molinaro  
Mark Scott  
Pul Huf  
Doug Learn  
Lenka Votrubova  
Carolyn & Stan Newcomer

*I apologize if anyone was missed,  
it was not my intention.*

[www.paba-site.org](http://www.paba-site.org)



PABA-PA-Artist-  
Blacksmiths-Association

### **PABA Membership Application 2025 (Jan. 1 - Dec. 31) \$25**

Name \_\_\_\_\_

Address \_\_\_\_\_

City \_\_\_\_\_ State \_\_\_\_\_ Zip \_\_\_\_\_

Telephone # \_\_\_\_\_ E-mail \_\_\_\_\_

*Do you have any particular skills (welder, accountant, carpenter, doctor) that may be helpful to the group or membership?* \_\_\_\_\_

Please circle your skill level... Beginner Intermediate Advanced Professional

**PayPal option - Pabapaypal@gmail.com**

**Make Checks payable to PABA. Send completed application and \$25 (one year) to: Lenka Votrubova - 1023 Old Penfield Rd, Clearfield, PA 16830**

#### **PABA USE**

Cash \_\_\_\_\_ Check # \_\_\_\_\_ PayPal \_\_\_\_\_

**New Member \$25** \_\_\_\_\_ **New Member after June** \_\_\_\_\_ **Renewal \$25** \_\_\_\_\_

June-Dec. price \$10 \_\_\_\_\_ 2024