

# Pennsylvania Striker



Dedicated to the preservation, sharing and expansion of the Artist-Blacksmith's skills

March 2024

**Next Meeting Date: Saturday, April 27**

## Iron Pour & Forge Fest

Join, GoggleWorks, Albright College, and Pennsylvania Artists Blacksmith Association on Saturday, April 27th, 2024 for Iron Pour and Forge Fest! <https://goggleworks.org/event/spring-iron-pour-forge-fest/>

**Forge Fest: 12-6:30pm -- Iron Pour: Approx. 6:30-9pm -- Free Admission | Free Parking**

***PABA will start setting up everything before noon. Everything should be ready to go by 11am.***

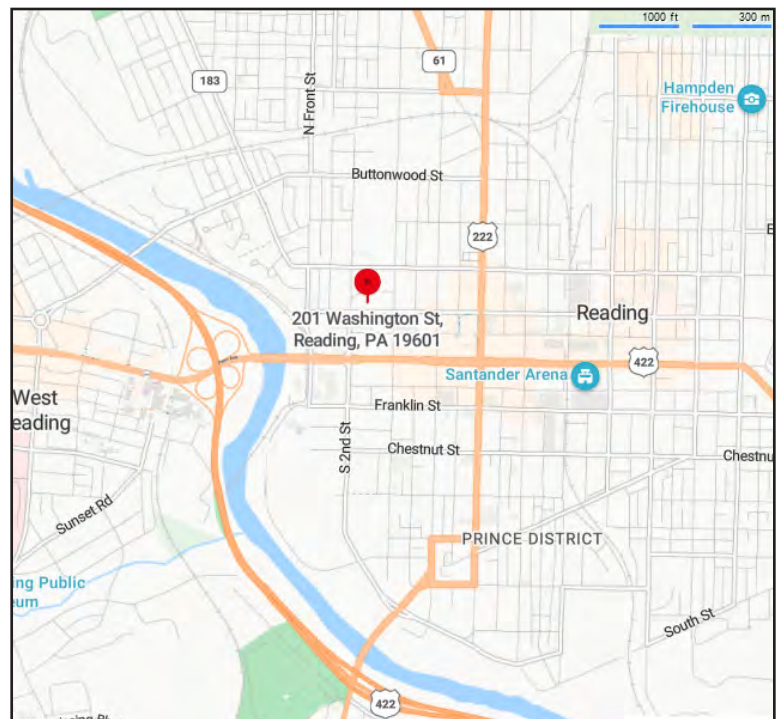
Live Music  Demos  Workshops  Firepits  S'mores Stations  Food  Bar  & More

PABA starts off the days events with the Forge Fest. We'll have several forges going so members are able to step in and make items. There will be no Iron in the Hat and no designated area for tailgating. Based on the site layout and the amount of general public that comes, its difficult to maintain. Our *Iron Master of the Day Item* is a **Table Top Sculpture**, so PABA can show off our member's skill to the attendees.

Finally, cap off an amazing evening right, with an exciting display as 2,000 pounds of iron is heated to 3,000 degrees and the molten metal is tapped for pouring. *During the last board meeting the idea of pouring a small swage block was brought up. Paul Huf made inital contact with Brian Glaze from Albright College about this idea and Steve Faust followed up by providing a small swage block of his as a mold. With a little luck, we'll be able to see a small (5lb?) ductile iron swage poured.*

This year's event features even more activities beyond metalworking, including hands-on activities for kids and adults, live music, food trucks from Munchiez and Bapanada, craft beers by Saucony Creek, and desserts from Sugar & Sweets by Ami. The first fifty curious participants will have the opportunity to purchase and prepare their own mold to be later cast in molten iron.

**Directions:** coming in from business 422 go across the bridge then turn left onto 3rd Street. Turn left again onto Washington Street then turn right onto 2nd street. Immediately turn right into the parking lot.



## PABA Contacts

### President

Andrew Molinaro  
1023 Old Penfield Rd  
Clearfield, PA 16830  
570-476-7950  
andrew@artisansoftheanvil.com

### Vice President

William Smith  
45 Lisburn Rd  
Wellsville, PA 17365  
717-480-7686  
wsmithpa@aol.com

### Treasurer

Lenka Votrubova  
1023 Old Penfield Rd  
Clearfield, PA 16830

### Secretary

Rick Cooper  
579 E Avondale Rd  
West Grove, PA 19390  
828-380-9170  
rickcooper.nc@gmail.com

### Board Member

Brad Gray  
661 Gray Farm Ln  
Selinsgrove, PA 17870  
570-743-3905  
bgray21@earthlink.net

### Board Member

Paul Huf  
139 Galloping Hill Rd  
Lincoln University, PA 19352  
240-405-8534  
southpawforge@hotmail.com

### Board Member

Jeff McComsey  
124 W Franklin St  
Strasburg, PA 17579  
717-380-0009  
jemcoforge@verizon.net

### Newsletter Editor

Keith Eckman  
1370 New Danville Pk  
Lancaster, PA 17603  
717-291-0214  
keckman1370@comcast.net

- The Pennsylvania Striker is published bimonthly by the Pennsylvania Artist Blacksmith Association, Inc. (PABA), an affiliate of the Artist Blacksmith Association of North America (ABANA). Unless otherwise noted all text content is by the editor and all artwork is by Mark Smith.

Membership is open to anyone interested in blacksmithing. Dues are \$25 per calendar year. Contact a board member for an application.

- PABA makes every effort to ensure the accuracy of the information contained herein but assumes no liability in case of error or changing conditions. Any business relations or other activities undertaken as a result of information contained herein or arising therefore are the responsibility of the parties involved and not the Pennsylvania Artist- Blacksmith's Association, Inc.

## Presidents Message

After 24 years in Stroudsburg, I moved back to my hometown of Clearfield PA. What an ordeal moving many tons of equipment, tools, tables, and just plain old metal turned out to be! My previous move was when the shop was growing. I had 5 guys working for me and the move was one block away. This time I had zero guys working for me and 180 miles to move. A few

lessons came along with this move, and I would like to take this time to share them.

Scrap and Drop pieces of metal are your friend and your biggest enemy. In the course of my move, I ended up taking over 10,000lbs of metal to the scrap yard! It took up a lot of time and energy that should have been focused on moving tools and equipment. So big enemy there. On the other hand, it put about \$1800 in cash back in my pocket at a time I really needed it. So big friend there. Lesson here is just to be aware and if I must move again, scrap that stuff ahead of time and put it in a moving fund.

Corners. Corners are bad. When you occupy a shop long term, you get very good at packing things away. You know, the things that are super useful once every ten years. And once they get really packed away you lose track of them. And then you forget you have them. And sometimes, you get another one! And the corners are the worst. They get piled up, stay dark and mysterious, and hoard many things. I thought I was close to done moving and then I started with the corners. This happens when you are tired, ready to be done, and willing to dumpster things just to be done. All of the sudden you are faced with these valuable and somewhat odd items and bad things can happen. Dumpster things! The lesson is, don't leave the corners for last. Hit em early and hit em hard.

Go slow and be careful. I managed to have only one loss in the entire move. It was "the Swede". A Swedish made drill press that has been a workhorse in my shop for many years. It made it to the new shop unscathed, as did everything else. The last ten feet via hand truck and I got too confident. Turned a bit too fast and the table section spun in the post, threw the whole thing off balance, and took me with it. I rolled and managed to not get crushed, but the complicated power switch was obliterated. That is not replaceable so it will be an interesting repair. Now I moved power hammers, top heavy mills, pallets of tooling, and tons (literally) of steel with not even a close call. I went slow and steady and mostly by myself. Helpers are the worst for making you rush things. If they can't slow down, refuse their help. It's always when you rush that you make mistakes.

At the end of the day, I am very happy I moved. Many unused items were purged, and being forced to lay out my space again has resulted in much more efficiency. We love our shops indeed, but rethinking them, even if you don't have to move, is a great way to achieve an even better shop.

*Andrew Molinaro, PABA President*

# PABA CALENDAR 2024

**June 15- Old Dry Road Farm, Wernersville, PA**  
*Iron Master of the Day Item: Tomahawk/Hatchet*  
This will be a normal meeting. There may be time to organize some of PABA's items for Blacksmith Day and if we're allowed... A hatchet throw?

**August 3 - Blacksmith Day, Wernersville, PA**  
**Old Dry Road Farm,**  
*Iron Master of the Day Item:*  
**A Lock (choice of what kind)**

**October- Andrew's New Shop, Clearfield, PA**  
*Iron Master of the Day Item:*  
**Campfire Cooking Item**

**December 14 - PABA Gallery - Paradise, PA**  
*Iron Master of the Day Item:*  
**Holiday Item**

**A-Day 2024 - April 26-28**  
**Delaware Valley University**  
**700 E. Butler Ave.**  
**Doylestown, Pa. 18901**

Friday, 12-8pm - Saturday, 10am - 7pm - Sunday, 10am - 6pm  
Activities and things to see for the entire family. Food Trucks, Vendors, Tractor Parade, Milkshakes from PA Dairymen's Association Milkshakes Doug Learn will be blacksmithing  
<https://delval.edu/community-members/a-day>

**Blacksmith Gathering 5**  
**"Forges n' Fires"**  
**May 16-19**

**Reynlow Park - Reynoldsville PA**  
Ready yer hammers the 5th annual 2024 Blacksmith Gathering forging festival will soon be here. This year we forge hotter n' hit harder..  
We will have many brand new faces and seasoned grizzled veterans in the forge this year, blacksmiths, bladesmiths, smelters, vendors, tool dealers oh my, what a time it will be. All good folks are welcome.  
Visit Blacksmith Gathering USA Facebook group for more information.. [www.facebook.com/groups/327758755187201](http://www.facebook.com/groups/327758755187201)

pm; Competition Teams will have access to select and cut their needed materials.

**Thursday, June 6th:** Demos, craft classes, forging competition sessions, vending, tailgating.

**Friday, June 7th:** Demos, craft classes, forging competition sessions, vending, tailgating, and evening lecture.

**Saturday, June 8th:** Demos, craft classes, forging competition sessions, vending, tailgating, and evening auction.

**Sunday, June 9th:** Tour the Center for Metal Arts at 9 am.

<https://abana.org/conference-registration/#!event-register/2024/6/6/guest-registration>

# UPCOMING EVENTS

**The 34th annual Blacksmith Days**  
**Blacksmith Guild of Central Maryland.**  
**May 18 & 19, 2024**

500 South Center Street  
Westminster, MD, 21157

This years demonstrators are Mark Sperry of Colonial Williamsburg and Matt Stagmer host and executive producer of the That Works Youtube channel. Activities include contests, tailgating, Iron-in-the-hat drawings, Forging Contests, Live Auction and more! This is a save the date notification. Come back often and check in as we update the event notification

[www.bgconline.org/events/blacksmith-days-2024](http://www.bgconline.org/events/blacksmith-days-2024)

**Appalachian Area Chapter of Blacksmiths**  
**2024 Conference May 16-18, 2024**  
**Cannonsburgh Village**  
**312 South Front Street,**  
**Murfreesboro, TN**

Demonstrator Roy Adams: Baroque Style Elements Roy Adams resides in Harrisville, Michigan with his wife and three children. Roy's interest in blacksmithing began in childhood when he watched a blacksmith at his work at Carriage Hill Metropark. He began forging in 2008 after receiving an antique coal forge as a gift from his wife. Roy studied under prestigious blacksmiths such as Thomas Latane, Peter Ross, Clay Spencer, Douglas Pryor, and Wayne Apgar.  
<https://aacblacksmiths.org>

**ABANA**  
**50th Anniversary**  
**Celebration & Conference**

**Save the date for June 6-9, 2024!**  
**The next ABANA conference will be**  
**in Johnstown, Pennsylvania.**  
**<https://abana.org/50thanniversary/>**

*Tentative Schedule of Events:*

**Wednesday, June 5th:** Opening Ceremony at 4

# The Newcomer's in February

The February weather at Stan's shop again turned out perfect. PABA had Derick Kemper (forged in fire champion, (s5 e32) [www.damselflyforge.com](http://www.damselflyforge.com)) as our featured demonstrator. He made several styles of hatchet/tomahawks for us and took a few requests for other items as well. His background included, architectural iron, tools and blades, as well as horse shoeing.



*Photos by Allen Schaeffer*

Unfortunately I didn't get as many notes as I wanted. One of the items was a wrap around style tomahawk made from a used rasp. Another style of hatchet he made used a wrought iron body (approx. 3/8 x 1 x 7) with a high carbon insert for the cutting edge. Each was drifted for different types of handles after the body was forge welded together. Derick noted that you should make sure the heat is even and the metal is clean then use overlapping blows moving from the center toward the edge. He also mentioned that if you use wrought iron, it tends to move more easily than carbon steel



so it will stretch faster than the insert if you don't pay attention.



*Photo by Paul Huf*



Later in the day Derick attempted to make an ax with a Damascus steel cutting edge but the forge wasn't co-operating. Instead he passed around a version that he had made at his home shop. He also brought a number of examples of African forged iron and an impressive pole ax he created.



PABA had a nice turn out for the Iron Master of the Day, Valentine's theme. We ended up with two loveable winners, Rick Varner and Paul Janusz.



*A HUGE thanks to Stan and Carolyn for hosting and providing the wonderful chicken corn soup and hot dogs! We can't forget thank Schelly for being our grill master and a thank you to all those that brought food to share.*

# PABA Updates & Information

## WIN an ANVIL!

Will Smith spoke with to Greg Hagen, owner of Holland Anvil, and he has donated a brand new 50 lb. double horn anvil as a prize. If you are a new member of PABA for 2024 you will automatically have your name entered. Tickets will be on sale at the meetings similar to our Iron in the Hat tickets. We'll collect them all and draw the winner at the December meeting.

Pass the word around and help grown and support our group!

[www.hollandanvil.com](http://www.hollandanvil.com)

## PABA GRANT

PABA will be offering an educational grant at the gallery meeting this year. If you are a member you may apply. The grant will go toward paying for a class of the member's choice. Forms will be available at the meetings.

## Member Updates

**Bill Pursel** - Jeff McComsey visited Bill recently and he's doing well. If you want to send a card or possibly call or stop by... He is at Silver Springs Personal Care Home, 125 State Road, Mechanicsburg, Pa. 17011. Room 39

**Steve Gensheimer** - I spoke with Steve a few weeks ago. He's still working on recovering from his stroke but I'm trying to persuade him to come to the April meeting to visit with the group.

**Dave Baver's** wife unexpectedly passed away in February.

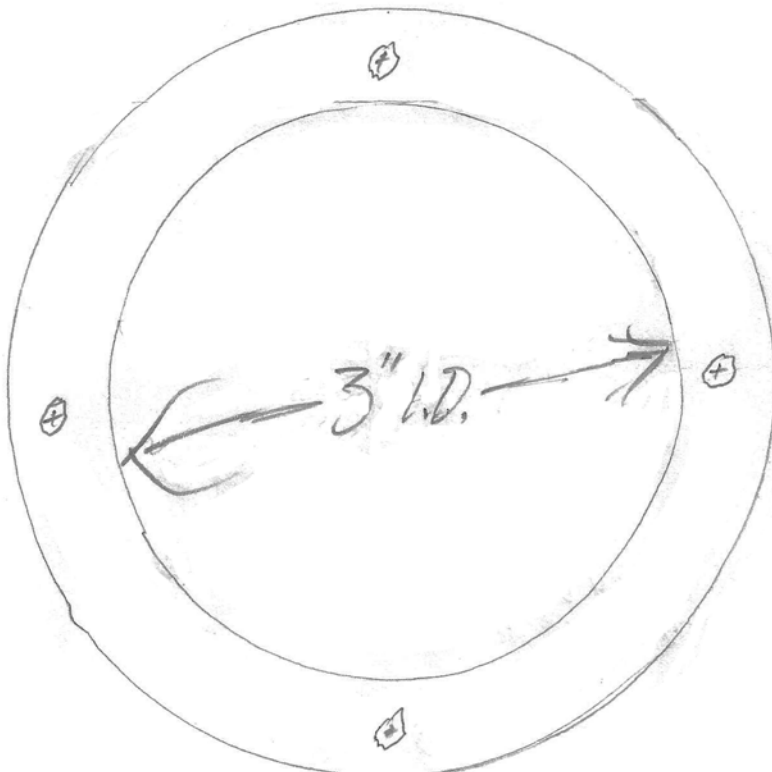
<https://memorials.kuhnfuneralhomes.com/helen-baver/5375865/>

---

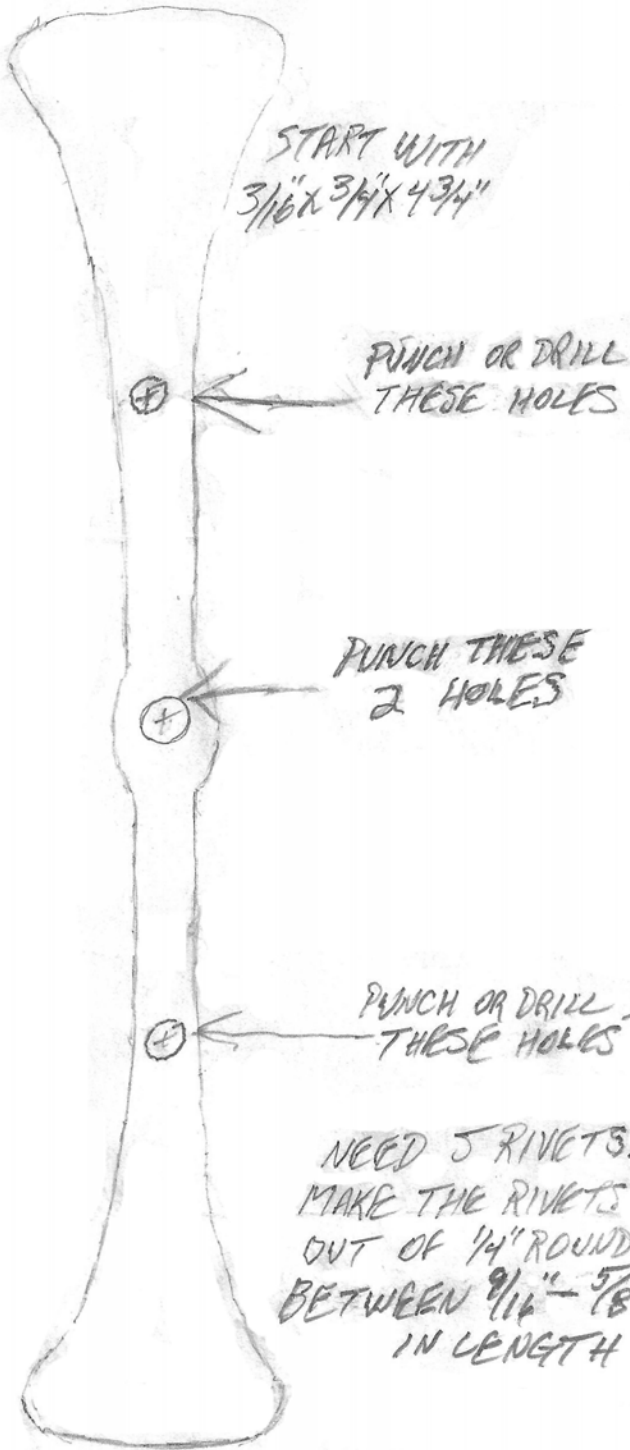
## Celtic Cross - Steve Staurowsky

Ring Section - 1/8" x 1/2" x 11"

Chamfer the rivet holes on the backside for flush rivets.

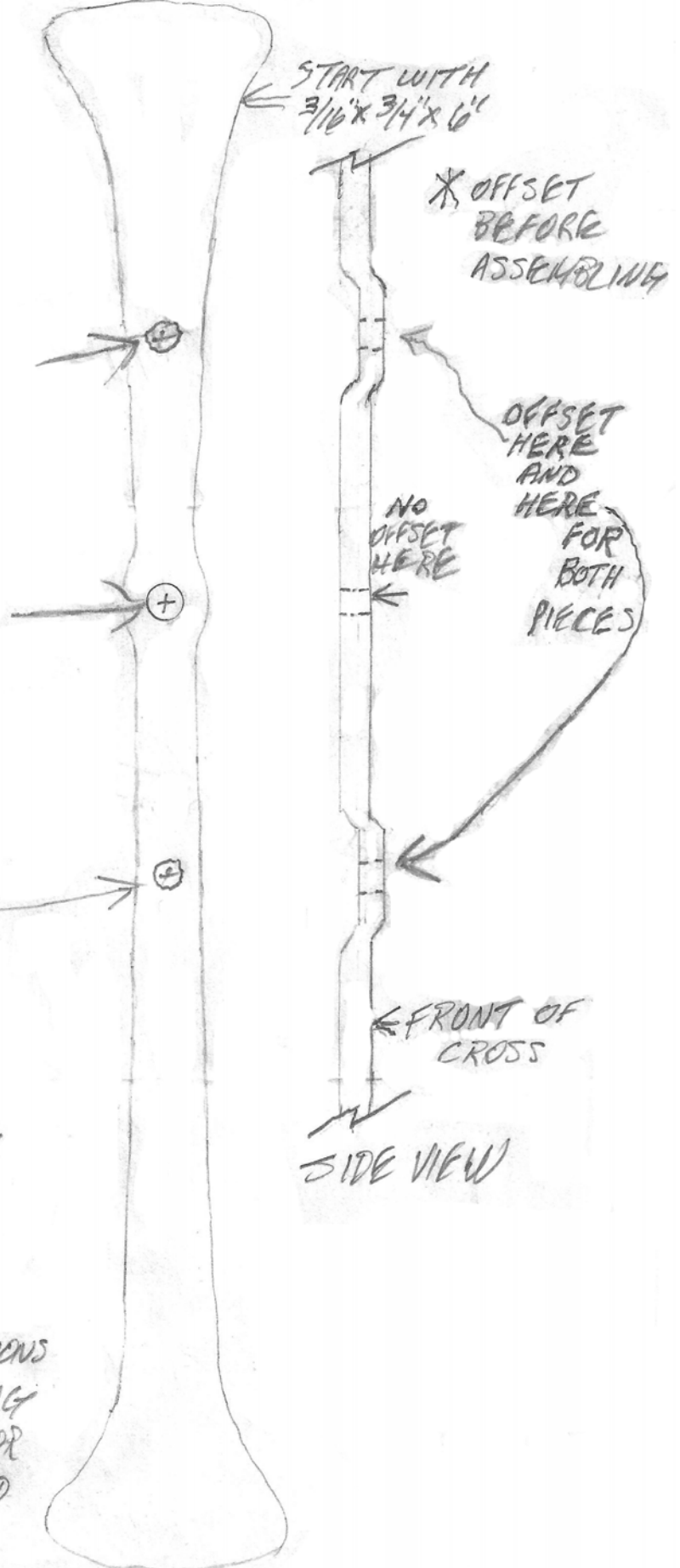


HORIZONTAL SECTION



FRONT VIEW

VERTICAL SECTION



FRONT VIEW

NEED 5 RIVETS.  
MAKE THE RIVETS  
OUT OF 1/4" ROUND  
BETWEEN 9/16" - 5/8"  
IN LENGTH

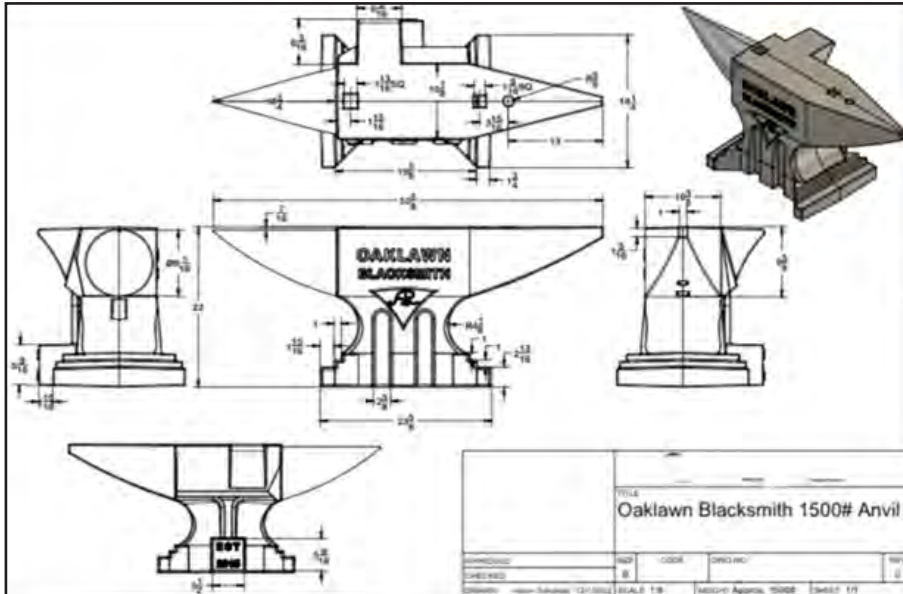
RIVET VERTICAL  
AND HORIZONTAL SECTIONS  
FIRST. THEN CLAMP RING  
IN PLACE AND DRILL OR  
PUNCH OUTER HOLES AND  
RIVET ONE AT A TIME,

# 1600 Pound Anvil from Oak Lawn Blacksmith - Andrew Reist

On June 26th, 2023, at 10:00 am, the first 1600 pound anvil was poured from H-13 tool steel. I feel honored to be able to make and design quality tools for people around the world. Oak Lawn tools have been sent to over twenty countries and 48 states over the past 10 years. Each tool steel anvil has a unique serial number on the bottom of the anvils, so I can identify the specific area/region to where it was shipped. Every tool produced by Oak Lawn Blacksmith is made either in Pennsylvania or Ohio.



There are many different stages and numerous hours that go into creating an anvil out of tool steel. It typically takes eight to twelve months from placing the order to delivery. The first stage of production



includes creating a computer 3-D model using Autodesk. Once the design is finished, a 3D plastic model is made and sent to a small foundry in Lancaster to cast in bronze. Once the design is approved, the file gets sent to a pattern shop, where they can use either a large 3-D printer, or make the pattern out of wood.

After the pattern is made, it gets sent to the foundry where anvils are cast using a sand mold. The mold for the 1600 lb. anvil was approximately four foot wide by eight foot long by five foot high. The actual dimensions are as follows: 54 inches long, 22 inches tall, 10 3/8" wide face (16" with side shelf). The hardy hole is 2" and the pritchel hole is 1 inch in diameter.

The foundry that I use is a large scale company that does industrial castings for the tool and die industry as well as the automotive industry.



I was fortunate to be able to go out to Ohio to see it poured and visit their facilities. It is amazing how much knowledge and science there is behind casting tool steel. I was surprised that they had a scientist on hand that took samples of each pour. When the first 1,600 pound anvil was poured, it weighted around 2,200 pounds including the gating. They poured the gating on side of the anvil where the OLBS is located. The gating that was attached to side of the anvil was about the diameter of a five gallon bucket.

Two weeks after the anvil was cast, the sand mould was opened and the gating was cut off. From the foundry, it is sent to another nearby company in Ohio that specializes in heat treating. The heat treater mentioned that these anvils were close to the maximum size that could fit in their oven. They use a conventional endothermic hardening system to harden the anvils to 54-56 Rockwell. After hardening, the anvils are delivered back to Pennsylvania to a machinist for grinding. The anvil is first Blanchard ground on





the top and bottom of the anvil, and then surface ground on the top face. After machining, the anvil was shipped to its new home and now resides in Iowa. The second anvil weights 1,611 pounds and was cast on September 21, 2023 and is now in Ephrata, Pennsylvania.



## Oak Lawn Blacksmith Shop

### Tool List



45 Pound Double Horn Anvil  
(H-13) 54-65 Rockwell  
\$425




25 Pound Single Horn Anvil  
(H-13) 54-65 Rockwell  
\$285



500 Pound Double Horn Anvil  
(H-13) 54-65 Rockwell  
-\$4200 (Made to Order)



6 inch (11 Pound) Swage Block, Ductile iron.  
\$95



5 inch (6 Pound) Swage Block, Ductile iron.  
\$65



16 inch Ductile Iron Cone Mandrel  
\$125



## Member Offered Blacksmithing Classes

**Dave Fisher • Blacksmith Classes • Fisher Forge • 572 Saint Michaels Rd. Hamburg, PA 19526**  
610-504-8060 • fforge@early.com - *Fall classes w/Dave Fisher through the Hamburg Area Arts Alliance*  
610-562-3106 hamburgarts@verizon.net - \$190 (4 classes)

**Derick Kemper • Damsely Forge • Phone - 410-937-4244 • Email - Damselyforge@gmail.com**  
<https://www.damselyforge.com/blacksmith-classes>

**Drunken Smithy • Blacksmithing Classes • 61 W Front Street, Suite C • Palmyra, PA 17078**  
(717) 833-4105 • [forge@drunkensmithy.com](mailto:forge@drunkensmithy.com)

**Allen Schaeffer • Beginner Blacksmithing Classes • Learn the basics one on one • Email gift certificates available • FurnaceCreekForge@comcast.net • 484.651.9402 • www.FurnaceCreekForge.com**

**Martha Moore Westbrook • Jewelry & Metalsmithing Classes • caersidi@earthlink.net • 610-730-6216**  
*Goggleworks Center for the Arts, Reading PA: [www.goggleworks.org](http://www.goggleworks.org)*  
*The Baum School of Art, Allentown, PA: [www.baumschool.org](http://www.baumschool.org)*

## Regional Blacksmithing Classes

**Adirondack Folk School - [www.adirondackfolkschool.org](http://www.adirondackfolkschool.org) • P.O. Box 2 • Lake Luzerne • NY 12846 • 518-696-2400**

**Appalachian Center for Craft - 1560 Craft Center Drive • Smithville, TN 37166 • 931-372-3051 or 615-597-6801**  
[www.tntech.edu/craftcenter/workshops/](http://www.tntech.edu/craftcenter/workshops/)

**Augusta Heritage Center - [augustaartsandculture.org](http://augustaartsandculture.org) • 100 Campus Drive • Elkins, WV 26241 • 304-637-1287**

**Blacksmith Guild of Central Maryland - Carroll County Farm Museum • Westminster, MD • 410-386-3881 or Karen - [ksjones@carrollcountymd.gov](mailto:ksjones@carrollcountymd.gov) • <https://www.bgcmonline.org/classes>**

**Bryn Athyn College - [www.brynathyn.edu/departments/building-arts](http://www.brynathyn.edu/departments/building-arts) • 2945 College Drive • Bryn Athyn, PA 19009**  
267-502-6000 • [jkline@brynathyn.edu](mailto:jkline@brynathyn.edu)

**Cedar Lakes - <http://www.cedarlakes.com/craft-workshops/> • HC 88, Box 21 • Ripley, WV 25271 • 304-372-7873**

**Center for Metal Arts - [www.centerformetalarts.com](http://www.centerformetalarts.com) • 106 Iron St • Johnstown, PA 15906 • 814.418.0409**

**Clifton Forge School of the Arts - [www.cfsota.org](http://www.cfsota.org) • 518 Church Street • Clifton Forge, VA 24422 • 540-862-7275**

**Floyd Center for the Arts - [www.floydartcenter.org](http://www.floydartcenter.org) • 220 Parkway Lane, South • Floyd, VA. 24091 • 540-745-2784**

**John C. Campbell Folk School - [www.folkschool.org](http://www.folkschool.org) • 1 Folk School Rd • Brasstown, North Carolina 28902**  
1.800.FOLK.SCH (365.5724)

**Ms Caitlin's School - 26 West All Saints St. - Frederick, MD 21701 - [www.mscaitlinschool.com](http://www.mscaitlinschool.com)**  
301-246-2248 - to schedule an appointment - [Info@mscaitlinschool.com](mailto:Info@mscaitlinschool.com)

**National Ornamental Metal Museum - [www.metalmuseum.org](http://www.metalmuseum.org) • 374 Metal Museum Drive • Memphis, TN 38106**  
901-774-6380 or 1-877-881-2326 • [info@metalmuseum.org](mailto:info@metalmuseum.org)

**New England School of Metalwork - [www.newenglandschoolofmetalwork.com](http://www.newenglandschoolofmetalwork.com) • 7 Albiston Way • Auburn, Maine 04210**  
207-777-6211 Toll Free 888-753-7502 • [dglaser@newenglandschoolofmetalwork.com](mailto:dglaser@newenglandschoolofmetalwork.com)

**Peters Valley Craft Center - [www.petersvalley.org](http://www.petersvalley.org) • 19 Kuhn Road • Layton, NJ 07851 • 973-948-5200**

**Randy McDaniel, Classes, author of "A Blacksmithing Primer" • 1044 Spielman Road, Berkeley Springs, WV 25411**  
[rams4g@msn.com](mailto:rams4g@msn.com) - [www.blacksmithschoolwv.com](http://www.blacksmithschoolwv.com)

**Rochester ARC + Flame Center - [www.rocafc.com](http://www.rocafc.com) • 125 Fed Ex Way • Rochester, NY 14624 • 585-349-7110**

**Touchstone Center for Crafts - 1049 Wharton Furnace Rd • Farmington, PA 15437 • 724-329-1370 or 800-721-0177**  
[www.touchstonecrafts.org/workshops](http://www.touchstonecrafts.org/workshops) • [info@touchstonecrafts.org](mailto:info@touchstonecrafts.org) **50th Year Special Events!**

**Virginia Institute of Blacksmithing - 200 West Twelfth St. • Waynesboro, VA 22980 • 434-960-9718 • [www.vablacksmithing.org](http://www.vablacksmithing.org)**

## CLASSIFIEDS

**HOLLAND ANVIL** - [www.hollandanvil.com](http://www.hollandanvil.com) - Anvils, Swage Blocks, and Blacksmith Supplies

-- All Holland Anvil products are cast at our foundry in Holland, Michigan. We outsource our grinding and heat treat to local businesses, but everything else is handled in house. We have years of industrial experience with H13 and ductile iron and we are proud to bring our knowledge to you through our castings.

*Looking to buy or sell? Please send the Editor your listing.*

**Eggerling Damascus** - Specializing in Mosaic Blade & Bolster Material  
Robert Eggerling 610-682-6836 - [www.eggerlingdamascus.com](http://www.eggerlingdamascus.com)

## SUPPLIERS

**Reese's Coal**- Blacksmithing Coal - 53 Church Road - Quarryville, PA 17566 - 717-786-3375 (please call for hours)

**Elligson Trucking** - Freeland, MD 21053 - Blacksmithing coal - 410-357-5720 - <https://elligsontrucking.com/index.html>

**Martin's Ag Service** - Blacksmith Coal - 717.354.4996 - 338 Grist Mill Rd, New Holland, Pa -

**Coopersburg Bagging** - 551 Springfield Street, Coopersburg, PA - 610.282.2376. Normally sells coal by the ton, but sometimes has less than ton lots in 50# bags.

**Fisher Coal Co.** - English Center, PA - 570-337-5764 - Blacksmith coal sales

**Mellinger Elvin E. & Sons** - Blacksmith Coal - 117 Long Lane, Lancaster, PA 17603 - 717-464-3822

**Reifsnyders Ag Center** - 7180 Bernville Rd Bernville, PA - 610-488-0667 - Blacksmithing coal

**Weaverland Valley Coal** - 170 Ranks Church Rd, New Holland, PA 17557 - 717-4454488

**Blacksmithing Books** - Blue Moon Press - Blue Moon Rd, Huntingdon, PA 16652 - 866-627-6922 - [www.bluemoonpress.org](http://www.bluemoonpress.org)

**Metalworking Books** - The Astragal Press - 5 Cold Hill Road - Mendham, NJ 07945 - 973-543-3045 - [www.AstragalPress.com](http://www.AstragalPress.com)

**Kayne & Son Custom Hardware, Inc. - Blacksmiths Depot** - 100 Daniel Ridge Rd. Candler NC 28715 - (828) 667-8868 - [www.blacksmithsdepot.com](http://www.blacksmithsdepot.com)

**GTS Gas** - Gas & Welding Supplies - [gtsgas.com](http://gtsgas.com)- locations all over PA and the country - 1-800-942-1148

**KEEN Compressed Gas Co.** - Welding supplies & equipment. - Wilmington, DE - 800-533-6427 - [www.keengas.com](http://www.keengas.com)

**SAHD Metal Recycling & Sales** - [www.recycleyourmetal.com](http://www.recycleyourmetal.com)  
1045 Lancaster Avenue, Columbia, PA 17512 - 717-684-8506 - [dan@recycleyourmetal.com](mailto:dan@recycleyourmetal.com)

**Steel and Metal Liquidators LLC**, - [www.shopmetal.com](http://www.shopmetal.com) - 407 Old Airport Rd. - New Castle, DE 19720 - 302-322-9960 & 1584 Bunting Street - Pottsville, PA 17901- 570-391-0141

**Rivets** - Various sizes and metals, also screws and other fasteners. R. J. Leahy Company, 1475 Yosemite Avenue, San Fransico, CA 94124 - [www.rjleahy.com](http://www.rjleahy.com) • Phone 1-800-514-4106

**Larry Zoeller** - Forge building info and Supplies. Phone: 502 439-0812 - Zoeller Forge, 7509 Geswein Rd., Lanesville, IN 47136  
[zman59@earthlink.net](mailto:zman59@earthlink.net) - <http://zoellerforge.com>

**Custom Forge Aprons** - [FORGE-APRONS.com](http://FORGE-APRONS.com) - (575) 313-4650 - 1373 S. Powell Dr., Kanab, UT 84741

**Page Belting Company** - 104 High Street - Boscawen, NH 03303 - [www.pagebelting.com](http://www.pagebelting.com) - leather belting and gaskets

**Brown Engineering Co.** - 2135 North 13th Street, Reading, PA 19604 - [brownengco.com](http://brownengco.com) - 610-929-0909 - Distributer of mechanical parts, lubricants and supplies.

**Cattail Foundry** - 167 W. Cattail Road Gordonville, PA 17529 - Amish owned metal foundry. Produces castings from nearly any pattern or part you supply.

**PENNSYLVANIA**



1370 New Danville Pike  
Lancaster, PA 17603

*Thanks to the following for  
their contribution or assistance  
to the Striker.*

Steve Staurowsky  
Andrew Molinaro  
Paul Huf  
Allen Schaeffer  
Lenka Votrubova  
Steve Faust  
Will Smith  
Jeff McComsey  
Andrew Reist

*I apologize if anyone was missed,  
it was not my intention.*

[www.paba-site.org](http://www.paba-site.org)



PABA-PA-Artist-  
Blacksmiths-Association

**PABA Membership Application 2024 (Jan. 1 - Dec. 31) \$25**

Name \_\_\_\_\_

Address \_\_\_\_\_

City \_\_\_\_\_ State \_\_\_\_\_ Zip \_\_\_\_\_

Telephone # \_\_\_\_\_ E-mail \_\_\_\_\_

*Do you have any particular skills (welder, accountant, carpenter, doctor) that may be  
helpful to the group or membership?* \_\_\_\_\_

Please circle your skill level... Beginner Intermediate Advanced Professional

**PayPal option - Pabapaypal@gmail.com** *(Use friends & family option)*

**Make Checks payable to PABA. Send completed application and \$25 (one year)  
to: Lenka Votrubova - 1023 Old Penfield Rd, Clearfield, PA 16830**

**PABA USE**

Cash \_\_\_\_\_ Check # \_\_\_\_\_ PayPal \_\_\_\_\_

**New Member \$25** \_\_\_\_\_ **New Member after June** \_\_\_\_\_ **Renewal \$25** \_\_\_\_\_  
June-Dec. price \$10 \_\_\_\_\_ 2024